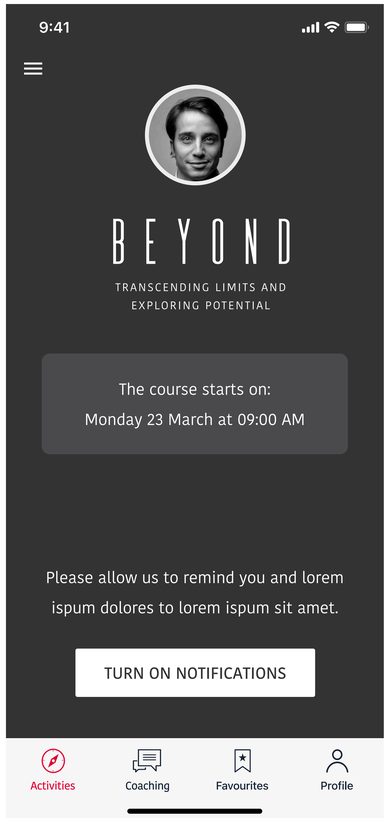

01.A01

Course not started yet

While the course hasn't started the user can see a due date and a prompt to enable notifications if he hasn't done already.

(Another possible prompt that could appear there would be to add a profile picture.)

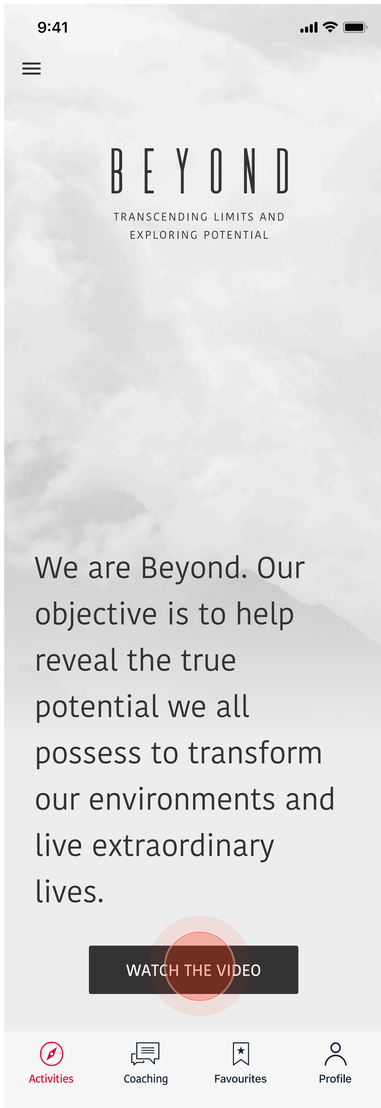

01.A02A

Home page

In the home page the user can see an introduction message to the Beyond value proposition and a link to a video that explains how the program works.

The bottom navigation has 4 tabs and is always visible.

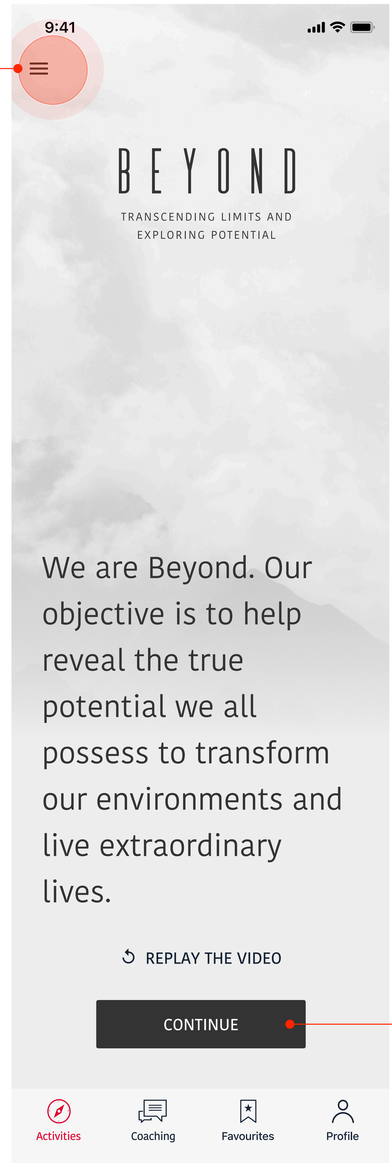

01.A02B

Home page

Once the user has watched the intro video, the main button changes to "Continue". This will take the user to the current week's page.

A "replay" button is also added to allow users watch the video again.

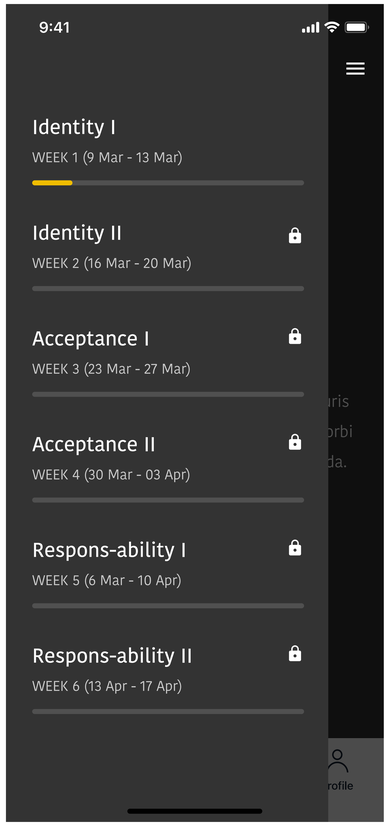

01.A03A

Program outline (just started)

The "hamburger" menu brings in a sliding navigation that outlines the progress of the user in the 6 week's course.

For each week the user can see the percentage of activities that have been released.

Upcoming weeks have a padlock to indicate that they are not accessible yet.

Tapping on a past week will take to that week's page.

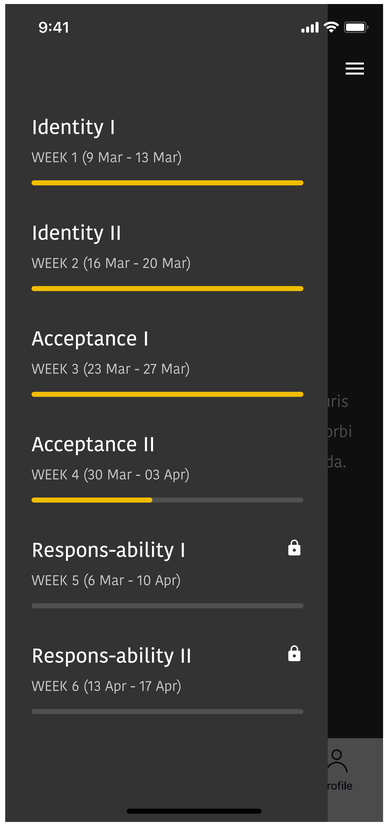

01.A03B

Program outline (Week 4)

At any given time the user can instantly see where in the program's timeline he currently is. In this example, he can see with a glance that he is half way on week 4.